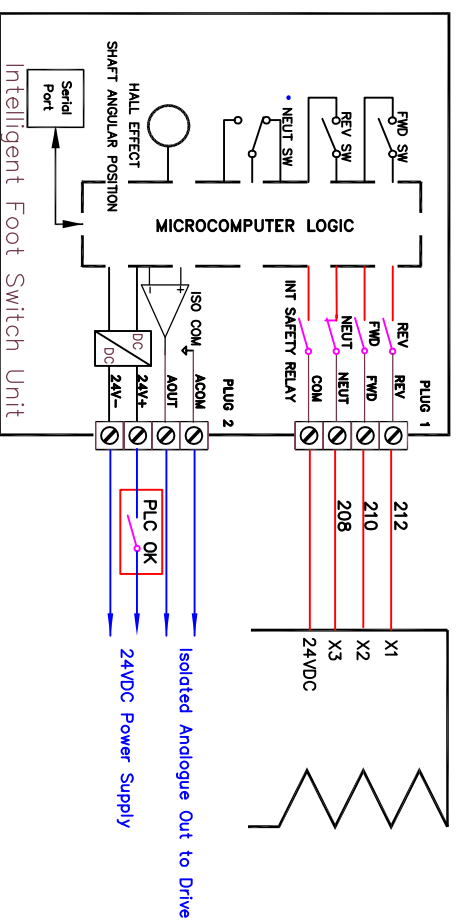


Typical Circuit using 110V Control Supply



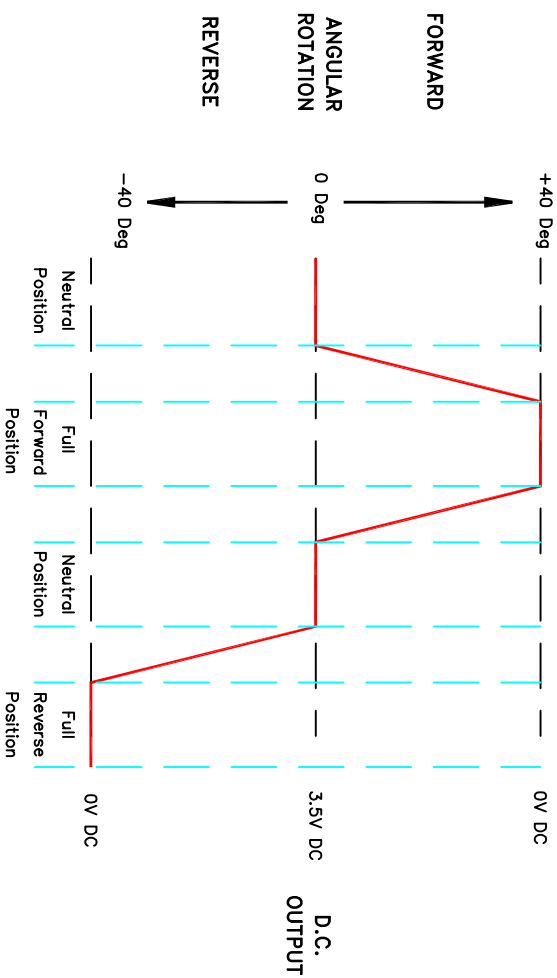
Typical Circuit using a PLC

Note
The above applications examples should be used as a guide to apply the control to the end users requirements. Independent risk assessments should be carried out.
Consult KRS if further information is required.

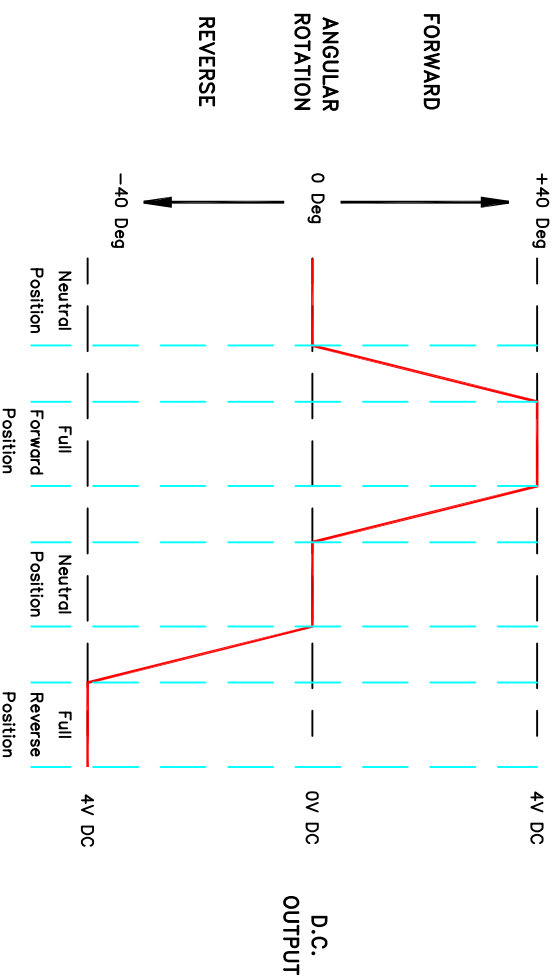
REV	Details	Date
0	Original Issue	Dec 08
1	Revised to Add Saminco Functions	Feb 09



38 Hamilton Street
DAPTO NSW 2530
Ph 02 42622572
Fax 02 42621212
Email sdies@krs-design.com



Cableform Drive System Control Voltage Characteristics



Saminco Drive System Control Voltage Characteristics

KRS Intelligent Footswitch Control		SHT No
CHECKED	DATE	0
APPROVED	DRAWN	REV No
KAS	KAS	1
EE907-11		